



DECORATOR SWITCH & DIMMER

LOW VOLTAGE
MOMENTARY OPERATION



Intelligent Lighting Controls

OVERVIEW

The **Intelligent Lighting Controls** low voltage decorator wall switch provides an attractive companion wall station for a low voltage sensor system. Many spaces now require by code (e.g., ASHRAE 90.1, IECC, Title 24) manual on, partial-on, or full range dimming user operation in addition to an occupancy sensor providing automatic off control. The simplest way of achieving this is by adding a low voltage wall station that interfaces with the power pack controlling the rooms lighting. Adding a switch to a low voltage sensor system also enables users to override a space's lighting off if necessary. Functioning as a momentary switch, this one button wall station is intuitive to use and provides pleasant tactile feedback. Visually, the unit matches the **ILC** line of wall switch sensors, ensuring a consistent style across multiple spaces on a project. Additionally, the single button switch has an integrated locator LED with multiple color and intensity settings. Three button dimming units have an integrated 0-10V output, intuitive raise/lower buttons, and a five LED level indicator.

BASIC OPERATION

The **ILC** low voltage decorator wall station functions as a momentary switch with a pulse length of 250 msec. Typically, it is utilized along with any **ILC** power pack with the auxiliary switch input option (e.g. model ILC-SWX-900-AX). Using a three-conductor low voltage wire (typically 18 AWG), low voltage power and common is wired from the power pack to the switch. The switch output is then wired back to the power pack's auxiliary switch input. For applications requiring Vacancy (e.g., Manual On) operation, the switch signals the power pack to turn on lighting after the unit's button is pressed. To achieve multi-way switching, two or more single button units can be wired in parallel.

For three button units with integrated dimming, an additional 0-10V output wire is provided to connect directly to fixtures. By default, the lights will always come on to the last dim level, however the unit can be programmed to turn-on to a preset level in order to accommodate partial-on applications.

APPLICATIONS

A wall station can be added to any space where a low voltage control system is used. Energy codes require either Manual On or Partial On to 50% for many spaces such as:

- Private Office
- Conference Room
- Storage Room
- Open Office
- Classroom
- Break Room

FEATURES

- **Decorator Style Fits Common Wall Plates (not included)**
- **Less than 1" Depth in Wall**
- **Multiway Switching Capable (e.g., 3-way, 4-way)**
- **Intuitive Operation**
- **LED Location Aid**
- **Matches Styling of ILC Wall Switch Sensor**
- **Five Segment LED Indication of Dim Level**

SPECIFICATIONS

ELECTRICAL

OPERATING VOLTAGE

5-24 VDC

CURRENT DRAW

2mA

DIMMING LOAD (Model # ILC-SWX-803 only)

50mA, (0-10 VDC ballasts or drivers compliant with IEC 60929 Annex E.2)

MOMENTARY PULSE LENGTH

250 msec

ENVIRONMENTAL

OPERATING TEMP

-10°F to 122°F (14°C to 50°C)

RELATIVE HUMIDITY

0-95% Non-Condensing, Indoor Use Only

PHYSICAL

SIZE

2.74"H x 1.68"W x 1.39"D

(6.96 x 4.27 x 3.53 cm)

Fits Decorator Switch Plate Opening

DEPTH IN WALL

0.94" (23.88 mm)

WEIGHT

2.5 oz

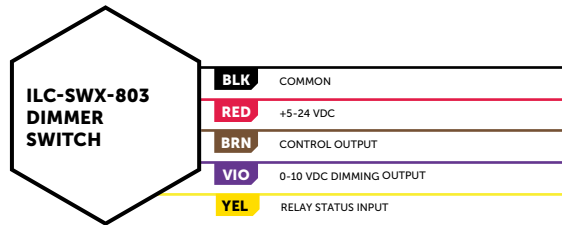
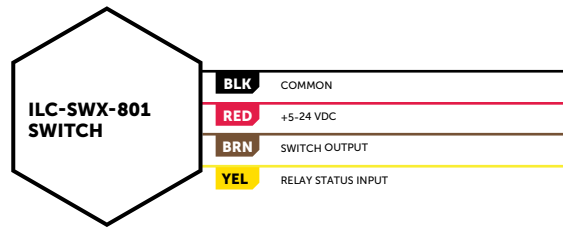
MOUNTING

Single Gang Switch Box



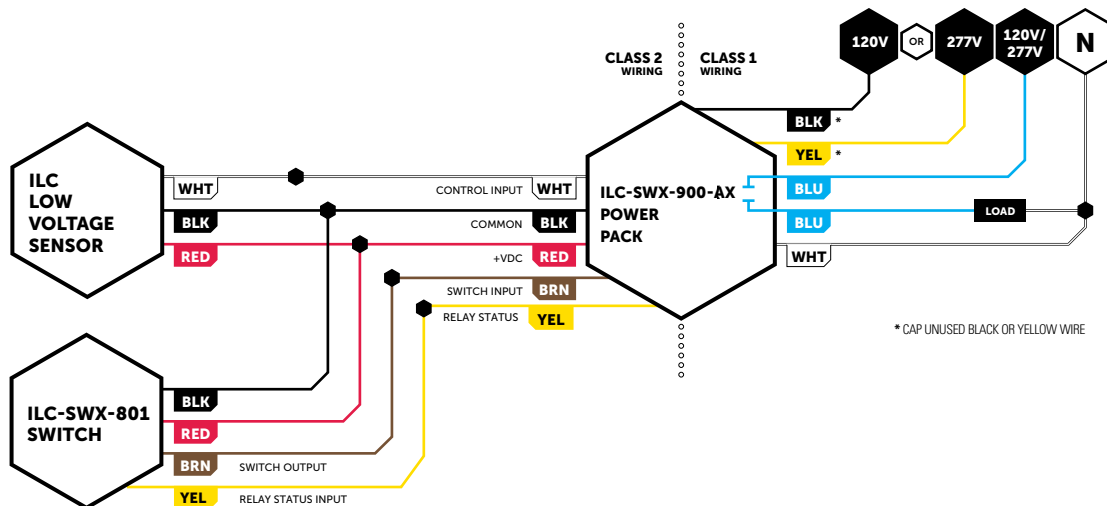
WIRING

STANDARD WIRING



MANUAL ON APPLICATION (VACANCY)

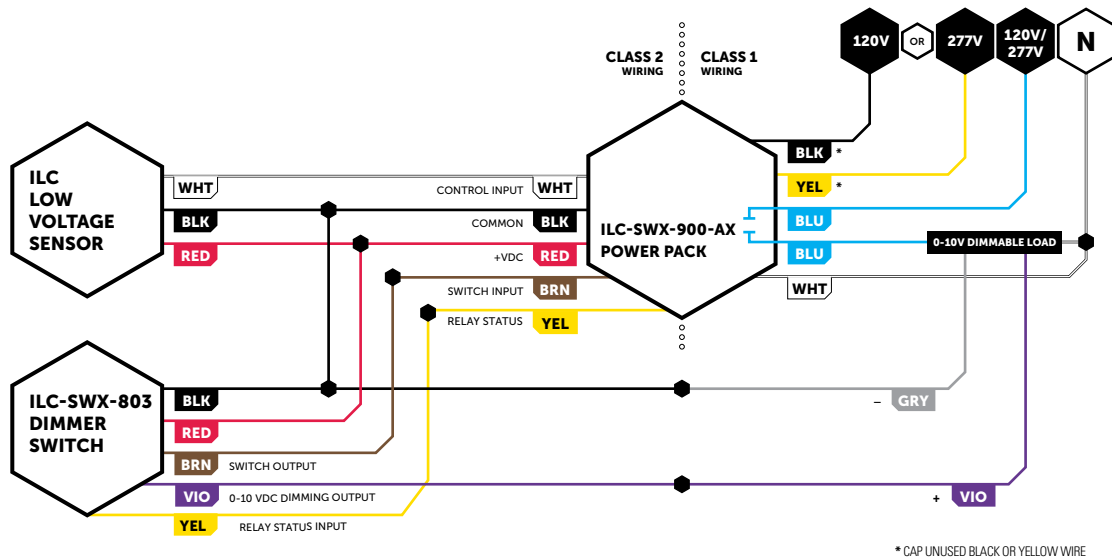
- Default operation of the ILC-SWX-900-AX is Automatic On (Occupancy) operation. For proper vacancy operation, the ILC-SWX-900-AX's OPERATIONAL MODE setting needs to be configured for MANUAL ON (VACANCY).
- Additional ILC-SWX-801 switches can be wired in parallel to achieve 3-way (or more) operation.



WIRING CONT.

MANUAL ON (VACANCY) OR PARTIAL-ON w/ FULL DIMMING CONTROL

- Lights turn on to last selected level (default) or to preset level (e.g., partial on).
- If no sensor is present, tie power pack low voltage red to low voltage white wire.
- Default operation of the ILC-SWX-900-AX is Automatic On (Occupancy) operation. For proper vacancy or partial-on operation, the ILC-SWX-900-AX's OPERATIONAL MODE setting needs to be configured for MANUAL ON (VACANCY).



OPERATION SETTINGS

The one button switch has configurable settings for its LED operation. The three button switch also has several dimming parameters that can be adjusted to accommodate different applications or user preferences.

LED FUNCTIONALITY

- Single button switch (ILC-SWX-801) has an LED that is white when lights are on and is a blue locator LED when lights are off.
- Dimming switch (ILC-SWX-803) has five white LEDs that indicate the current dim level
- Locator LED can also be programmed to be white and/or more intense
- Locator LED can also be disabled

HIGH-END & LOW-END TRIM

- High-end trim enables energy saving task tuning by setting a maximum level (100%-50%) that which users are allowed to raise lights
- Low-end trim enables minimum user level of dimmer to be raised

TURN ON/TURN OFF DIMMING OPERATION

- Sensor turns on lighting to last user level or can be programmed to a preset level (100%, 50%, or custom)
- Sensor can turn off lighting by switching off power (by opening relay) or dimming below electronic off level
- Lighting can also be held at low-end trim level during unoccupied/off state

FADE ON/FADE OFF TIMES

- Adjustable time for level to ramp up to turn-on level (0.75 sec, 1.5 sec, 3 sec, 5 sec, or 15 sec)
- Adjustable time interval for level to ramp down to off (0.75 sec, 1.5 sec, 3 sec, 5 sec, or 15 sec)

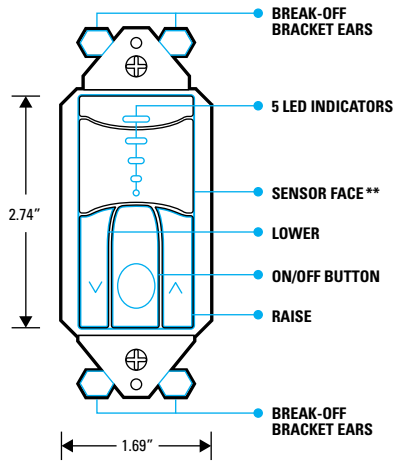
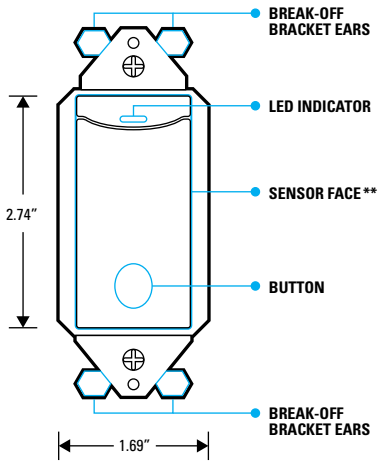
DIMMING CURVE

- The dimming curve defines how the dimmer unit adjust its voltage output in response to button commands
- Linear (default), Square Law, Logarithmic

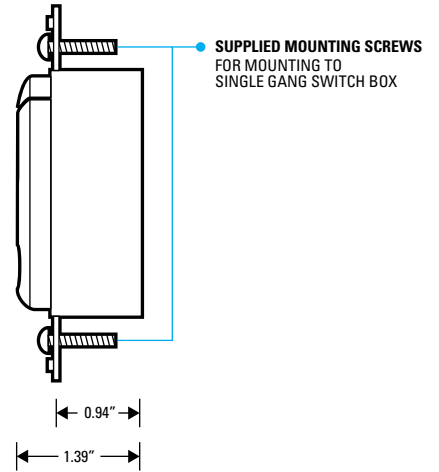
INSTALLATION

Designed to mount in 1-gang wall box with 3.28" hole spacing. Units can also share multiple gang wall boxes with other devices.

FRONT



SIDE



** SENSOR FACE IS FIELD REMOVABLE IN ORDER TO CHANGE COLORS. CONTACT FACTORY FOR ADDITIONAL FACES

ORDERING INFO

SAMPLE MODEL # ILC-SWX-801-WH

ILC-SWX-801 Low Voltage Decorator Switch - Momentary On/Off
ILC-SWX-803 Low Voltage Decorator Switch & Dimmer (0-10V)

COLOR*

White	WH
Ivory	IV
Light Almond	LA

*WALLPLATE NOT INCLUDED

