

Wall Switch Sensor

Occupancy Detector Switch - (I) IR-Infrared 800VA @ 120VAC / 1200VA @ 277VAC



Item	ILC Part #	Description
ODS10-IDI	93001171	Occupancy Detector Switch - IR, Ivory
ODS10-IDW	93001172	Occupancy Detector Switch - IR, White
ODS15-IDI	93001175	Occupancy Detector Switch, Blink off - IR, Ivory
ODS15-IDW	93001176	Occupancy Detector Switch, Blink off - IR, White
OSSNL-IDI	93001178	Occupancy Detector Switch, Night Light - IR, Ivory
OSSNL-IDW	93001179	Occupancy Detector Switch, Night Light - IR, White
ODS0D-IDI	93001173	Occupancy Detector Switch, Dual Relay - IR, Ivory
ODS0D-IDW	93001174	Occupancy Detector Switch, Dual Relay - IR, White

Ebony (E) Almond (A) Gray (G) Light Almond (T) color available as custom order

Occupancy Sensor Switch - (M) Multi-tech (Infrared + Ultrasonic) 800W -120 / 277VAC



Item	ILC Part #	Description
OSSMT-GDI	93001180	Occupancy Sensor Switch, Multi-tech - Ground, Ivory
OSSMT-GDW	93001181	Occupancy Sensor Switch, Multi-tech - Ground, White
OSSMD-FTI	93001193	Occupancy Sensor Switch Multi-tech - Fan relay, Ivory
OSSMD-FTW	93001195	Occupancy Sensor Switch Multi-tech - Fan relay, White
OSSMD-GDI	93001182	Occupancy Sensor Switch, Multi-tech - Ground, Dual-relay, Ivory
OSSMD-GDW	93001183	Occupancy Sensor Switch, Multi-tech - Ground, Dual-relay, White

Ebony (E) Almond (A) Gray (G) Light Almond (T) color available as custom order

Ceiling Mounted sensor Self powered - 1000Watt 120 or 277VAC (Stand Alone Line Voltage- No power pack)








Item	ILC Part #	Description
ODC0S-I1W	93001332	Occupancy Detector Ceiling - Infrared, 120V-1000W, White
ODC0S-I7W	93001333	Occupancy Detector Ceiling - Infrared, 277V-1000W, White

PC-Off, Switch off input , 500sf, Line Voltage

Ceiling Mounted Sensor



(Requires Power Pack or Power base - Can be powered by LightSync Occupancy sensor input card)

Occupancy Sensor Ceiling - (I) Infrared, (U) Ultrasonic, (M) Multi-tech (Inferred + Ultrasonic)




Item	ILC Part #	Description:
	OSC05-U0W 93001340	180 degree Ultrasonic Occupancy Sensor Ceiling, 180d-500sf - Ultrasonic, White PC-Off,
	OSC05-M0W 93001341	180 degree Ultrasonic/PIR Occupancy Sensor Ceiling, 180d-500sf - Multi-tech, White PC-Off,
	OSC04-I0W 93001337	360 degree PIR Occupancy Sensor Ceiling, 360d-450sf - IR, White PC-Off,
	OSC15-I0W 93001345	Occupancy Sensor Ceiling, 360d-1500sf - IR, White PC-Off,
	OSC10-U0W 93001342	360 degree Ultrasonic Occupancy Sensor Ceiling, 360d-1000sf - Ultrasonic, White PC-Off,
	OSC20-U0W 93001346	Occupancy Sensor Ceiling, 360d-2000sf - Ultrasonic, White PC-Off,
	OSC10-M0W 93001343	360 degree PIR/Ultrasonic Occupancy Sensor Ceiling, 360d-1000sf - Multi-tech, White PC-Off,
	OSC20-M0W 93001347	Occupancy Sensor Ceiling, 360d-2000sf - Multi-tech, White PC-Off,
	ODC10-MRW 93001334	180 degree PIR/Ultrasonic Occupancy Detector Ceiling- Multi-tech, Relay, White PC-On, 180d-1000sf, SPDT-HVAC

Wide View, Long Range, Height Bay



Wide View , Long Range

	Item	ILC Part #	Description
	OSWWV-I0W	93001221	Occupancy Sensor Wall, Wide View -IR, White PC-Off, 110d, 2500sf,
	OSWHB-I0W	93001225	Occupancy Sensor Wall, High Bay -IR, White PC-Off, 55', 7'wide @ 30ft height
	OSWLR-I0W	93001226	Occupancy Sensor Wall, Long Range -IR, White PC-Off, 100' 14'wide @ 10ft height
	OSW12-M0W	93001222	Occupancy Sensor Wall - Multi-tech, White PC-Off, 1200sf,

High Bay (Line Voltage)

	Item	ILC Part #	Description
	OSFHU-ITW	93001230	Occupancy Sensor Fixture mtd, High Bay - IR, 120V, White
	OSFHU-C4W	93001231	Occupancy Sensor Fixture mtd, High Bay - IR, 480V, White
	OSFHU-CTW	93001232	Occupancy Sensor Fixture mtd, High Bay - IR, Cold temp, White 3-lens (HB-40', LB-25', Asile-40')
	OSF10-I0W	93001235	Occupancy Sensor Fixture mtd - IR, White PC-Off, Fixture Ballast mounting, 120/277VAC
	OSFOA-00W	93001233	Offset Adaptor 3-position mount for OSF
	OSFCG-00W	93001234	Protective cage for Fixture mtd OSF

Power Packs

	Item	ILC Part #	Description
	OSP20-0D0	93001411	Occupancy Sensor Power pack, 20Amp-120/277VAC 150mA, 24VDC
	OSP20-RD0	93001413	Occupancy Sensor Power pack 20Amp - Relay-HVAC, 120/277VAC 150mA, 24VDC
	OSP15-R30	93001415	Occupancy Sensor Power Pack 15Amp - Relay-HVAC, 347VAC 120mA, 24VDC
	OSA20-0D0	93001414	Occupancy Sensor Add-A-Relay, 20Amp - 120/277VAC Must be used with OSP20- OSP15 power pack (50mA draw)
	OPB15-DW	93001416	40mA, 24VDC, 4"Octagonal 2.125"deep, /4" mud ring J-Box mount

DESCRIPTION	CURRENT CONSUMPTION
OSC04-I, OSC15-I, OSWHB-I, OSWLR-I, OSWWV-I	20mA
OSC05-M, OSC05-U, OSW12-M	30mA
OSC10-M, OSC10-U	30mA
OSC20-M, OSC20-U	40mA
OSA20-Roo Add a Relay	50mA