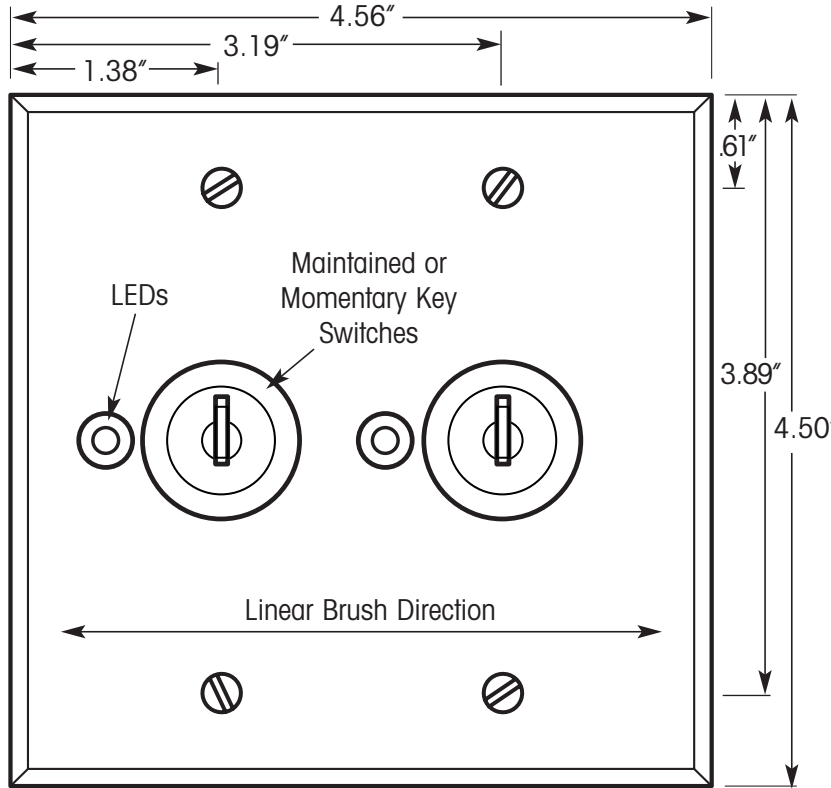


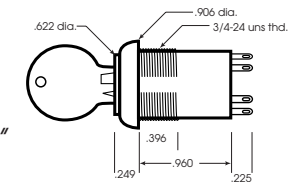
Two Gang Two Device Key Switch Plate w/LED

Two Gang Key Switch Plate (shown 80% of actual size)

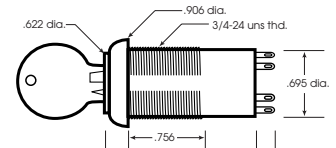
- mounting screws included
- mounts in standard electrical two gang switch box



ILC Maintained or Momentary Key Switch (shown 50% of actual size)



Maintained Key Switch



Momentary Key Switch

ILC Part Number

KS - 02 - 02 - LED - _ _ *

Gang Size (1 or 2-Standard)
 No. of Switches (1 or 2-Standard)
 LED Pilot (LED or N/A)
 Plate (-AL= Aluminum, -SS= Stainless Steel, -PW= Painted White)

Custom configurations are available – consult factory for custom switch plate options. Refer to cut sheet for operating specifications.

***Last two characters denote plate material:**

AL= Material - Clear anodized aluminum
 Thickness - .040 inches
 Finish - 220 linear brush
 Wall plate with beveled edges
 Standard switch color: Chrome

SS= Material - 302 stainless steel
 Thickness - .040 inches
 Finish - 220 linear brush
 Wall plate with beveled edges
 Standard switch color: Chrome

PW= Material - CRS plate painted white
 Thickness - .040 inches
 Finish - painted white
 Wall plate with beveled edges
 Standard switch color: Chrome

Job Name: _____

ILC GO Number: _____

Typical of: _____

Notes: _____
