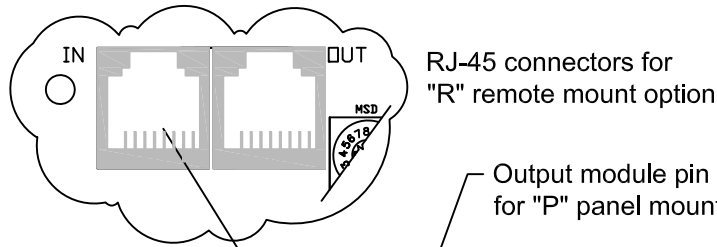


# LightSync 0-10V Dimming Output Module Details



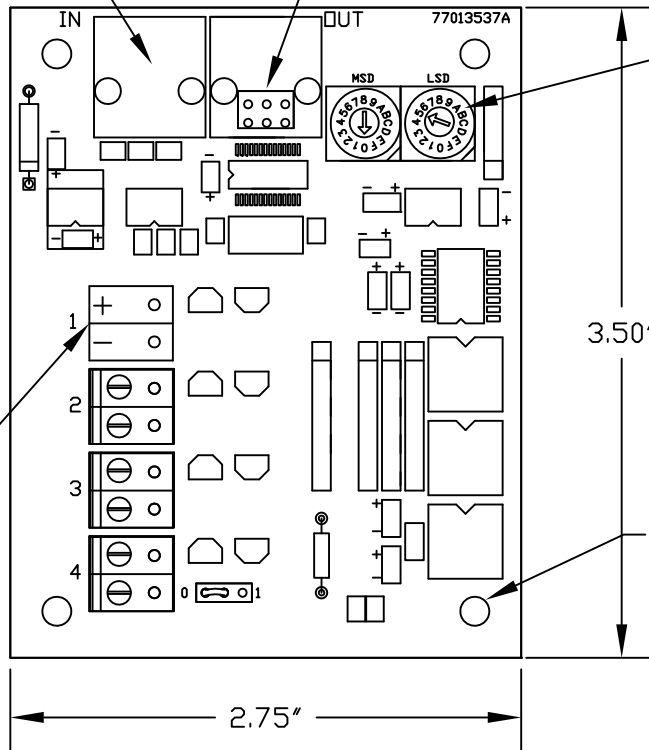
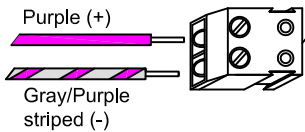
Output module pin connector for "P" panel mount option

**Caution: Always verify 10VDC on control wires before connecting to the terminal. Line voltage applied will cause damage to electronics and possible electrocution**

Address switches for setting a unique dimmer device address from 01 to 10 hexadecimal (16 possible)

0-10VDC dimming terminations

Removable screw type terminal blocks that accepts 16-12 AWG wire

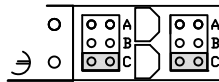


Mounting hole for 6-32 screw (4)

### Optional Sink/Source/Drive Module Settings (97013489)

Left & right jumper settings must match per output for proper operation.

- A: Direct drive
- B: Source voltage
- C: Sink voltage for 0-10V dimming ballast (default)



- 0-10VDC dimming output control device with 4 independent channels
- Sink up to 100mA per channel (200 ballasts at .5mA each)
- Optional Sink/Source/Drive module (see above); 100mA Sink/Source, 10mA Direct drive per channel
- Consult ballast manufacturer for maximum distance to ballast

16 AWG	800 feet
18 AWG	500 feet
20 AWG	320 feet
22 AWG	200 feet
24 AWG	120 feet



INTELLIGENT LIGHTING CONTROLS, INC.

www.ilc-usa.com 1-800-922-8004