

# Installation Instructions for the IFM and CIF-30 Interface Modules

## IFM — Interface Module

An ILC brand Interface Module (IFM) interconnects ILC brand Transformer Relays (TR-120, TR-277, TR-120A, and TR-277A.) Use of an IFM maintains relay isolation and provides master control of associated line voltage loads from a single low-voltage switch - the ILC brand Master Control Switch (MCS.) A typical circuit diagram is shown.

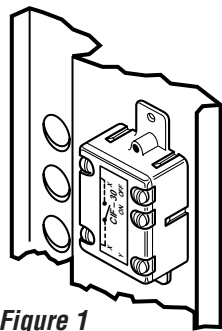
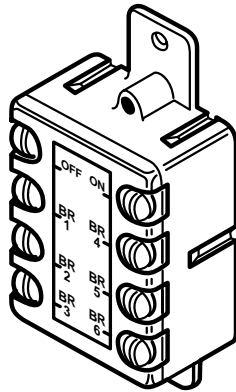


Figure 1

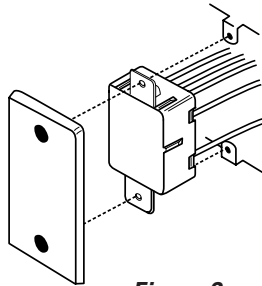


Figure 2

**Step 1.** Use mounting strap to secure IFM. The module may be installed in a standard utility box, relay cabinet or other technique conforming to local code requirements (see Figures 1 and 2.)

**Step 2.** Use suitable low-voltage wiring to connect one (1) through (6) Transformer Relays to the IFM as illustrated in Figure 3.

**Step 3.** Connect the "ON" red leads of the MCS to the "ON" terminal of the IFM. Connect the "OFF" black lead of the MCS to the "OFF" terminal of the IFM.

**Step 4.** Connect each brown Transformer Relay lead to a separate BR terminal (1-6) on the IFM.

**Step 5.** Connect all yellow Transformer Relay leads in common to the yellow MCS lead.

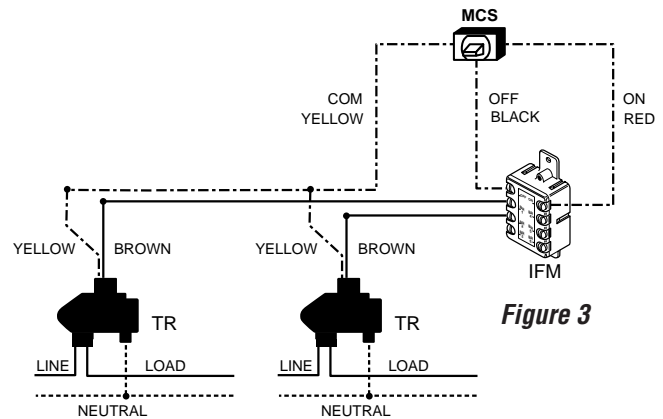


Figure 3

**NOTICE:** It is recommended that the Applications Manual be referred to prior to installation of any and all of the ILC brand RCSS components.

In this manual, the ratings or listings of devices for use with a certain conductor size, material or type of insulation, are not meant to imply suitability of that conductor for any specific applications. Such ratings or listings are based on Underwriters Laboratories, Inc. and/or National Electrical Manufacturers Association standards and are to be understood to be the ratings of the device itself and not that of any conductor which may be attached to the device.

**CAUTION** must be exercised in selecting conductors in accordance with their current-carrying and voltage capacities...consult the National Electrical Code for Specific applications.

**CAUTION:** Devices in the RSCC product line are NOT intended for use with aluminum conductors unless specifically stated as suitable for use with aluminum conductors.

**CAUTION:** Installation must be in accordance with applicable installation instructions, and all local, state, NFPA, (NEC, etc.) or NEMA standards and performed by a qualified and skilled installer.



INTELLIGENT LIGHTING CONTROLS, INC.

5229 Edina Industrial Boulevard  
Minneapolis, Minnesota 55439  
Phone 612 829 1900  
FAX 612 829 1901