


LightLEEDer

Advanced BACnet-IP Gateway Module

Overview

The LightLEEDer Advanced BACnet-IP Gateway Module (LL-ABG) can be added to any LightLEEDer network to provide output control and input status for a building automation system using BACnet-IP protocol. The Advanced Gateway is an excellent interface option for Integration of LightLEEDer panels and EVO panels with a BAS system. The BAS system will be able to scan for relay status, dimmer output status, scene status, group or preset status and change relay or dimmer state, group state, and trigger a preset or set a dimming scene. The panel scenes can also be set using as a global operation. The BAS can scan the panels LightSync inputs status for closures or see the changes in a LightSync photosensor, dimmer switch or Variable Dimmer Input (VDI) in a register. This interface will provide control for 64 LightLEEDer panels per module and allows up to 4 modules in a LL-Network for larger systems.



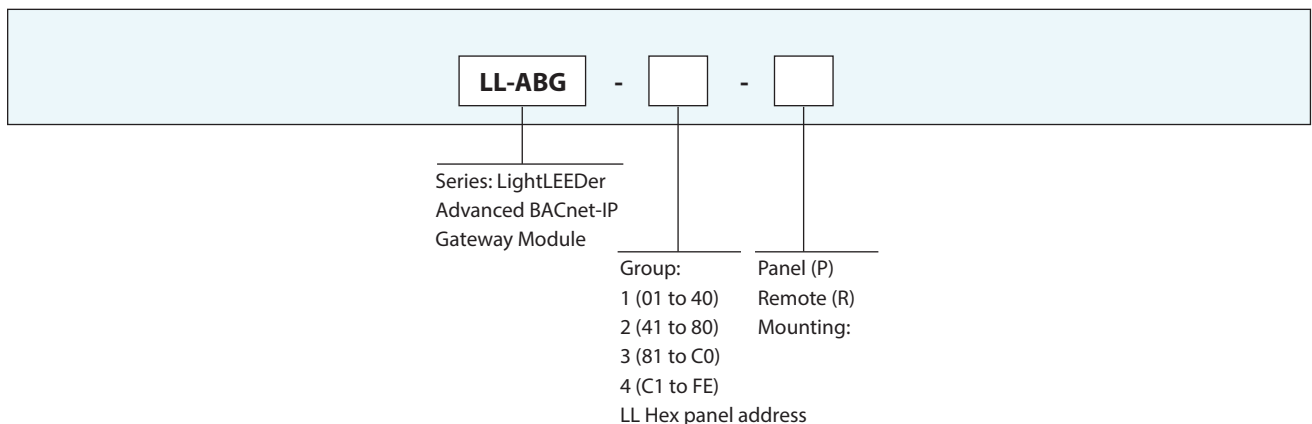
Features

- **Made in the USA**
- **Direct communications** for BAS control of lighting system
- **BACnet-IP** protocol for direct TCP-IP communication
- **Relay control** and status for up to 20 relay outputs per panel
- **Dimmer Control** and status register for up to 20 dimmer outputs per panel
- **Input status** of maintained closures for up to 16 LightSync devices with a total of 128 inputs per panel
- **Input register** of up to 16 LightSync photo sensors, dimmer switches and variable dimmer inputs (VDI) per panel
- **Presets and Groups** control and status for 64 groups or presets per Advanced Gateway, 256 available when using all 4 gateways
- **Scene control** and status for the 48 scenes per panel
- **Global Scene** control register for setting the 64 scenes as a global operation across all panels
- **Expandable** for up to 4 Advanced Gateways

Warranty

Six-year limited warranty

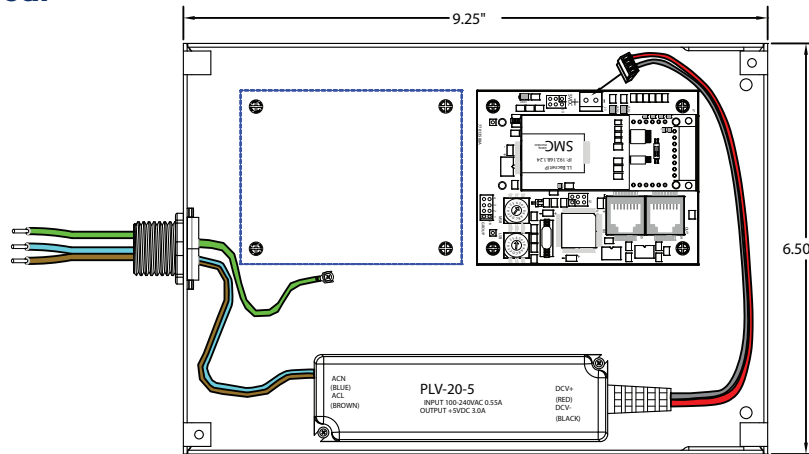
Ordering



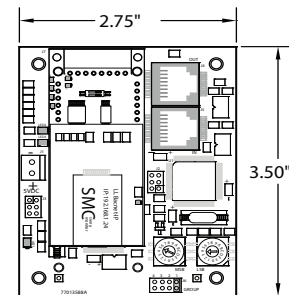
LightLEEDer

Advanced BACnet-IP Gateway Module

Physical



LL-ABG-R Remote Mount



LL-ABG-P Panel Mount

Specifications

Physical:**LL-ABG-R Remote Mount:**

- Enclosure Dimensions: 9.25" Wide x 6.50" High
- Snap-In mounting of LL-ABG
- RJ45 connectors for ILC panel network and BACnet-IP connections
- ½" Nipple for mounting to electrical j-box
- Pre-drilled enclosure mounting holes
- Removable screw cover

LL-ABG-P Panel Mount:

- Device Dimensions: 2.75" Wide x 3.5" High
- RJ45 connectors for ILC panel network and BACnet-IP connections
- Backplate's for installing LL-ABG-P & power converter in LL-ANC or panel interior
- Standard LightSync input device mounting form factor

Electrical:

- 120VAC/5VDC power supply for remote mount
- 24VAC/5VDC power converter for panel mount

Operating Environment:

- Location: Interior space
- Operating Temp.: 0° to 50° C
- Humidity: 10% - 90% Non-condensing
- Atmosphere: Non-explosive/corrosive
- Vibration: Stationary

Certifications and Approvals:

- UL CUL