


## LightLEEDer

## EVO-Integrated -2 Relay Controller

### Overview

The LightLEEDer EVO Integrated 2 Relay Controller can operate up to two loads. This Controller includes the configuration options of an EVO with two on-board relays and 0-10V dimming integrated into one package for easy installation. The LLEVO-INT-2 relay Controller is ideal for a small office with two zones of lighting control with daylight harvesting or one lighting zone and a plug load. It has RJ-45 ports for local digital LightSync switches, occupancy sensors, and a photo sensor. This convenient and easy to install two relay Controller can be used as a stand-alone device or networked with other LightLEEDer panels.



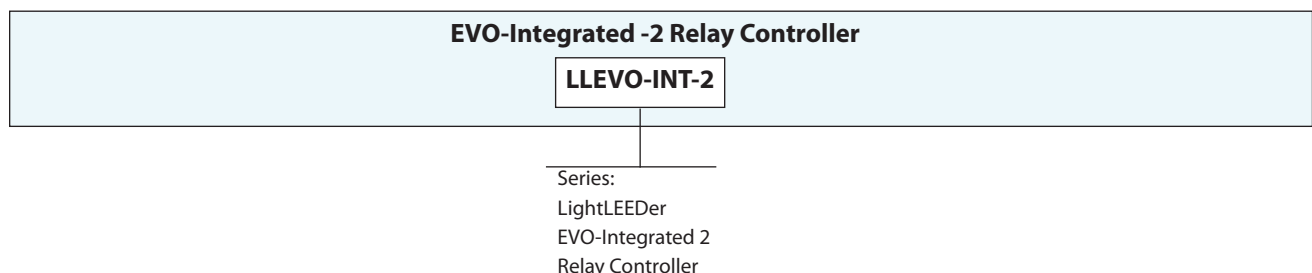
### Features

- **Made in the USA**
- **2 Isolated load relays** rated up to 20 Amps for lighting loads or plug-loads
- **Galvanically Isolated** 0-10V dimming outputs
- **Occupancy sensor** input RJ-45 port for motion sensor occupancy or vacancy control
- **Photocell Sensor** input RJ-45 port for daylight monitoring
- **RJ-45** port for digital LightSync switch devices
- **Power** for digital LightSync switches, photocell sensor and occupancy sensors
- **Easy installation** with everything Integrated in one convenient box
- **Oversized relays** for extended life of product with contacts designed for LED inrush current
- **Room Controller** remote panels supported
- **Pre-programmed** configurations for vacancy (F1) or occupancy (F2) motion sensors operation and LSG3 switches
- **Standalone or Networked** with any LightLEEDer controller or EVO panel
- **Plenum rated**

### Warranty

Five-year limited warranty

### Ordering

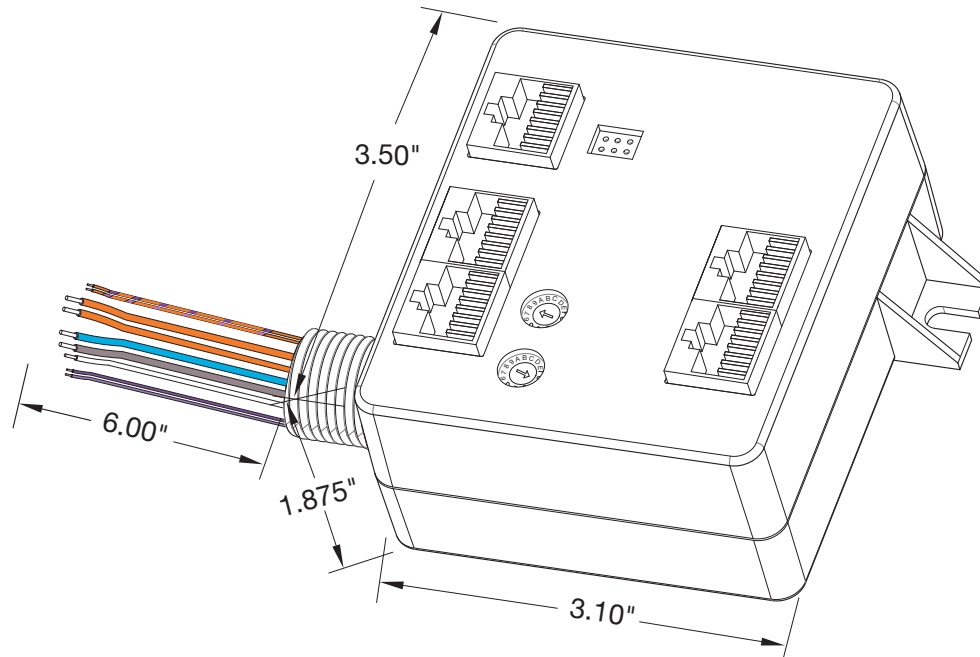


LLEVO-INT-2  
3-8-2024 Rev D

## LightLEEDer

## EVO-Integrated -2 Relay Controller

### Physical



### Specifications

#### Safeguards:

- Power surge and spike suppression up to 123 volts from power supply to controller
- Memory retention for firmware and programming up to 200 years and electrostatic discharge to 4kV
- Galvanically isolation to 1500V for the 0-10VDC dimmer outputs, with revert to 100% on power loss

#### Physical:

- Enclosure: 3.10" x 3.50" x 1.875"
- Plastic enclosure with 1/2" nipple and mounting tab
- Color coded wire leads for easy field termination
- RJ-45 connectors provide for easy connections

#### Interfaces:

- Network In/Out ports for LightLEEDer system connection
- Occupancy sensor input with RJ-45 port
- Photocell Sensor input with RJ-45 port for daylight sensor
- RJ-45 port for up to 61 digital LS CAT-5 device addresses

#### Operating Environment:

- Location: Interior space
- Operating Temperature: 0° to 50° C
- Humidity: 10% - 90% Non-condensing
- Atmosphere: Non-explosive/corrosive
- Vibration: Stationary

#### Electrical:

- 120/277VAC @ .6 amps
- Dimming: 100mA sink per isolated output

#### Relays:

- 16A, 120/277VAC Electronic Ballast (LED)
- 20A 120/277VAC General
- 1/4 HP @ 120 VAC Motor Load

#### Inputs: 24VDC

- Powered LS Devices, Distance, Input power available
  - 1 CAT-5 Devices, 300' accumulative, 70mA Occupancy sensor power
  - 2 CAT-5 Devices, 500' accumulative, 60mA Occupancy sensor power
  - 3 CAT-5 Devices, 600' accumulative, 50mA Occupancy sensor power
  - 4 CAT-5 Devices, 900' accumulative, 40mA Occupancy sensor power
- Note: Additional CAT-5 devices can be supported by adding a LSPSR, LSPSR4 or LSPSR6

#### Certifications and Approvals:

- UL and CUL listed
- FCC Part 15
- Title 24
- ASHRAE compliant
- IECC compliant
- Plenum rated