


LightLEEDer

Emergency UL 924 Lighting Control

Overview

The LightLEEDer Emergency UL 924 bypass relay control panel will force relay's ON during a normal power outage. This panel has all the same features and functions as a standard LightLEEDer lighting controller, allowing normal control of relays with emergency bypass during a normal power failure event. Relays can be all EM or a combination of normal and EM. Each output has a jumper for selecting Force On, Force Off or No change, this allows for emergency on, load shedding off, or no control selection for each relay. Provided With Phase monitoring module and high voltage dividers. This LightLEEDer Emergency lighting panel is easy to install, no external devices or complicated wiring configurations needed, reducing material and installation costs.



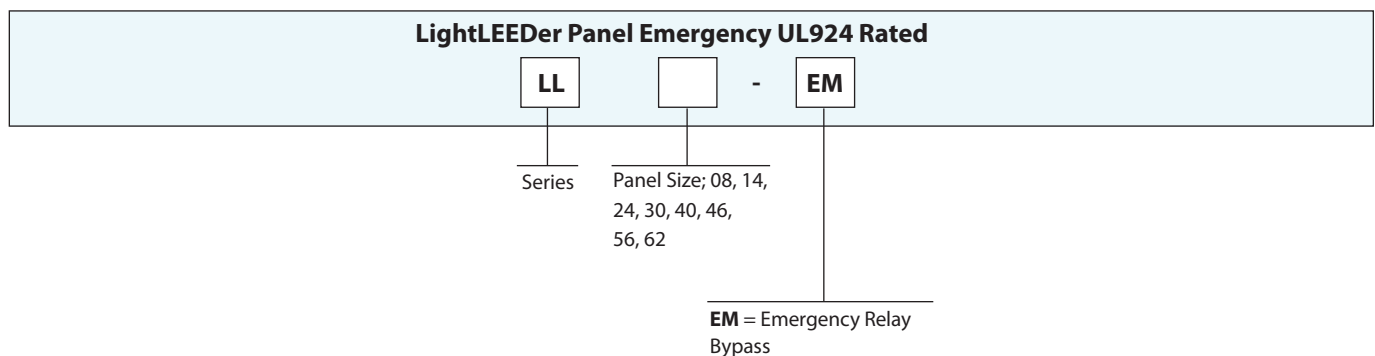
Features

- **Made in the USA**
- **Digital CAT 5** ready
- **UL 924** bypass relay operation of R40 relays
- **Selectable** Force On, Force Off, or No Change
- **Standard Relays** supported: R40-1, -2, -3 pole
- **Normal & EM** relays in same enclosure
- **High Voltage Dividers** for separation
- **3-Phase** monitoring module (LL-PMM)
- **Remote** test switch input and status output
- **Factory** or field configured
- **LightLEEDer** standard panel operations supported
- **Network** compatible with other LightLEEDer panels or standalone operation
- **NO/NC** dry contact output from PMM

Warranty

Five-year limited warranty

Ordering

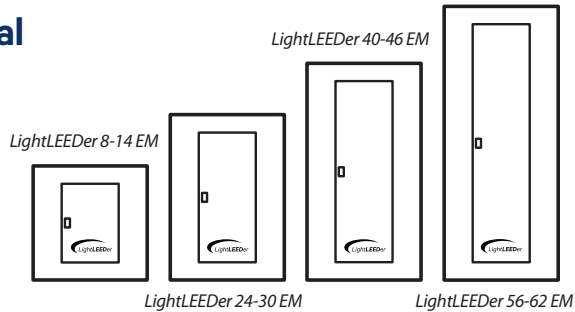


Note: Flush mounting option available.
Panels sizes 16, 32, 48, and 64 relay capacities are reduced by 2 for PMM mounting.

LightLEEDer

Emergency UL 924 Lighting Control

Physical



Enclosure Size Options (NEMA Type 1 w/cover)

Enclosure Type	Relays	Width	Height	Depth
LightLEEDer 8-14 EM	1 to 14	20 in.	20 in.	6 in.
LightLEEDer 24-30 EM	1 to 30	20 in.	29 in.	6 in.
LightLEEDer 40-46 EM	1 to 46	20 in.	38 in.	6 in.
LightLEEDer 56-62 EM	1 to 62	20 in.	48 in.	6 in.

Specifications

Relays:

- Superior breaker style design
- Switch type override control
- Lockout feature disables control from panel
- 40 Amps @ 120, 277 and 347 VAC
- 1-, 2-, or 3-pole configurations

Safeguards:

- **Power surge and spike suppression** up to 123 volts on the 24VAC power input
- **Data Line surge and spike suppression** up to 8Kv and 15Kv through air
- **Memory retention** for firmware and programming up to 200 years and electrostatic discharge to 4Kv
- **Real-Time-Clock time retention** 45 days or greater without power
- **Internal memory backup** and restore

Physical:

- Relay bypass output module (RBOM)
- Phase monitoring module (PMM)
- Double-sided construction for mounting directly to breaker box or stand alone
- Pre-drilled mounting holes for easy installation
- Provided with a removable hinged locking door
- High voltage barriers separate Normal/Emergency and Class 1/Class 2 wiring.

Panel Capacity Note:

LLXX-EM panels capacities 16, 32, 48, and 64 are reduced in capacity by 2 relays.

Electrical:

- 120 or 277 VAC @ 1 Amp

Capacities:

- Up to 62 single pole relay with PMM
- 1 to 4 add-on modules

Operating Environment:

- Location: Interior space
- Operating Temp.: 0° to 50° C
- Humidity: 10% - 90% Non-condensing
- Atmosphere: Non-explosive/corrosive
- Vibration: Stationary

Certifications and Approvals:

- UL 924, 916
- CUL
- FCC Part 15
- FCC Part 68
- Title 24
- ASHRAE compliant