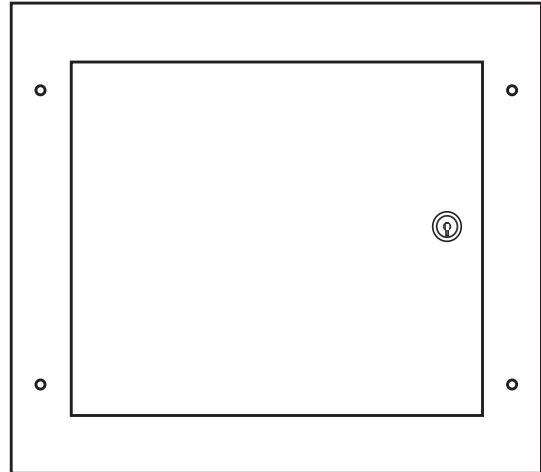


## LightLEEDer

## Flush Trim Ring

## Overview

LightLEEDER Flush Trim Rings are designed to provide a clean appearance for flush mounted controllers with a two inch border that matches the door. Simply fit the trim ring over the controller mounted in the rough opening and fasten to the wall with the stainless steel hardware included.



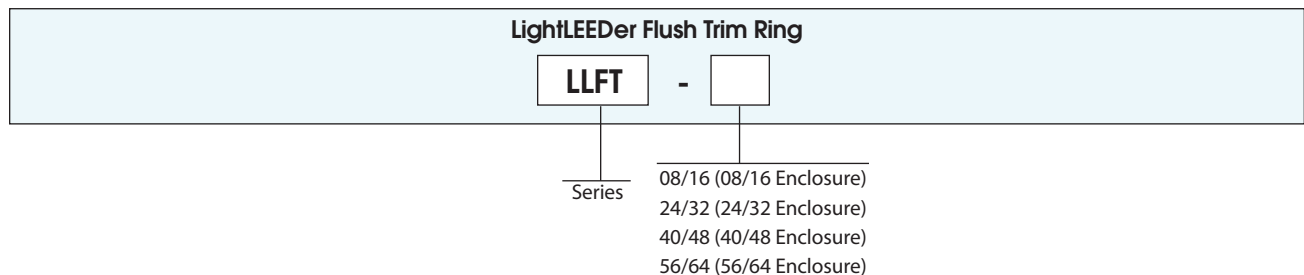
## Features

- **Made in the USA**
- **Provides** a clean trimmed look for panels
- **Available** in four sizes
- **Color** matched to panel

## Warranty

One year limited warranty

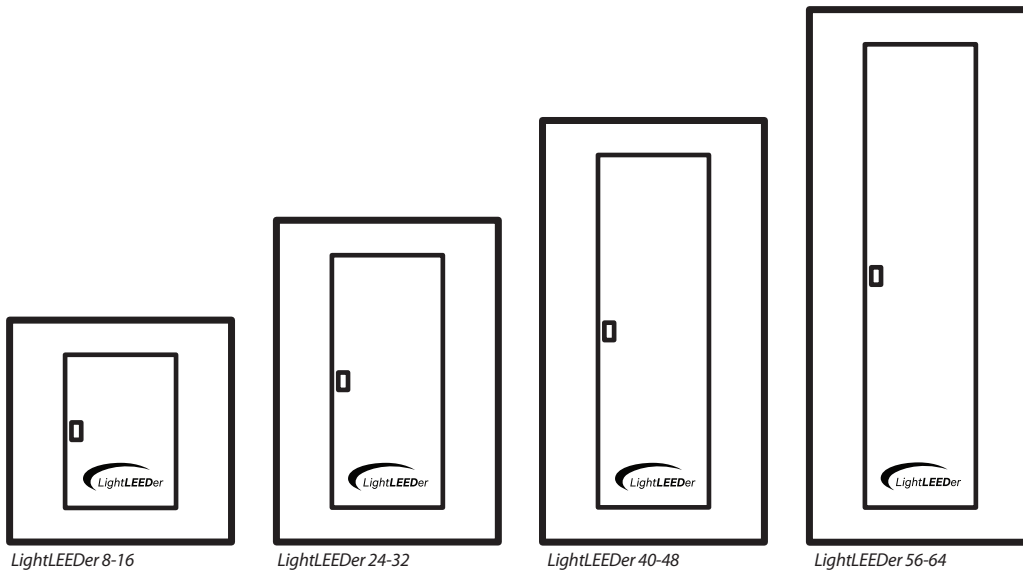
## Ordering



## LightLEEDer

## Flush Trim Ring

## Physical



## Specifications

**Physical:**

- 08/16: 20"H x 20"W x 6"D
- 24/32: 20"H x 29"W x 6"D
- 40/48: 20"H x 38"W x 6"D
- 56/68: 20"H x 48"W x 6"D
- 18 GA Gray painted steel