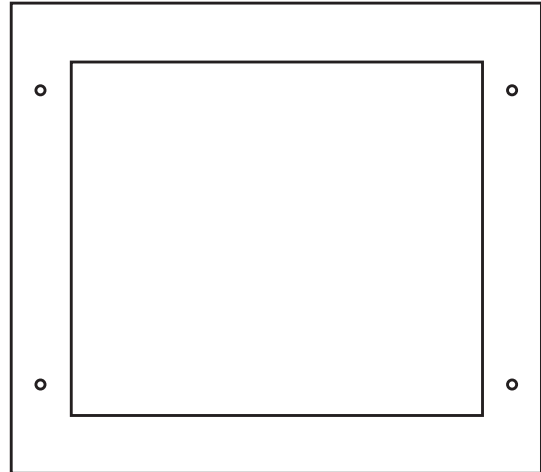


LightLEEDer

Flush Trim Ring

Overview

LightLEEDer flush trim rings are designed to provide a clean appearance for flush mounted controllers by providing a 2 inch extension ring around the enclosure. This Flush Ring is then secured to the wall covering any edges of the wall cutout. The original ILC Door is then mounted on-top creating a seamless look.



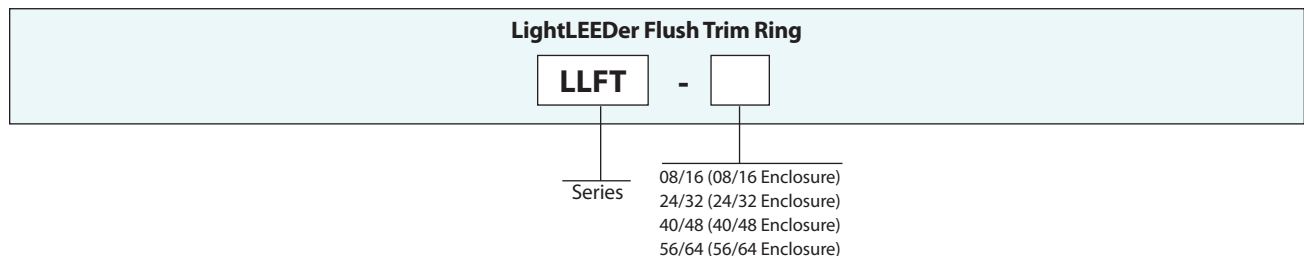
Features

- **Made in the USA**
- **Provides** a clean trimmed look for panels
- **Available** in four sizes
- **Color** matched to panel

Warranty

Five-year limited warranty

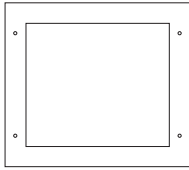
Ordering



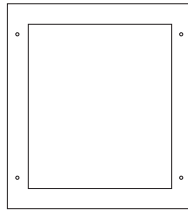
LightLEEDer

Flush Trim Ring

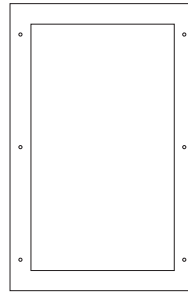
Physical




LightLEEDer 08/16
(08/16 Enclosure)



LightLEEDer 24/32
(24/32 Enclosure)



LightLEEDer 40/48
(40/48 Enclosure)



LightLEEDer 56/64
(56/64 Enclosure)

Specifications

Physical:

- 08/16: 24"H x 24"W
- 24/32: 33"H x 24"W
- 40/48: 42"H x 24"W
- 56/64: 52"H x 24"W
- 18 GA Gray painted steel