


LightLEEDer

Hubbell LX Retrofit Insert

**Overview**

A LightLEEDer Hubbell LX Retrofit Insert can take your present outdated or failing Hubbell LX lighting control system and get it up to today's standards. All of the enhanced features of the LightLEEDer system will be available with this retrofit system from LightSync switches to BAS control. Upgrades are as simple as removing the existing hardware and replacing it with the LightLEEDer hardware provided on a single back plate insert. Reuse existing enclosure, conduit, and wiring. The LightLEEDer programmable lighting controller retrofit insert provides a dependable, flexible, and energy savings controller featuring the robust Reliant40 relay.



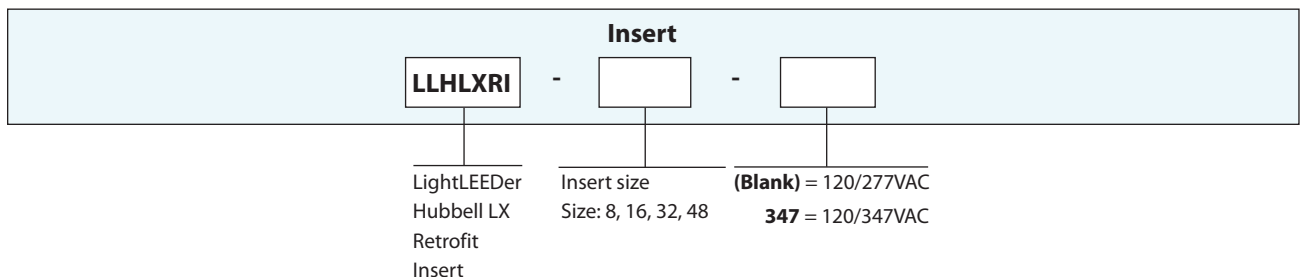
**Features**

- **Made in the USA**
- **Digital CAT-5 Ready**
- **Electronics, Relays and Transformer** provided on a single insert
- **Reuse** existing enclosure and door
- **Installs** directly in an existing *Hubbell LX* enclosure
- **Conduit** and wiring can be reused
- **Capacity** of up to 48 relays
- **Relays** are the superior Reliant40 design
- **Optional** inputs for switches and occupancy sensors
- **Supports** LightSync data line devices
- **Standalone** or networked controls
- **Networked** with CAT5 cable
- **BAS/EMS** interface options
- **Compatible** with standard LightLEEDer panels
- **Same features** as the LightLEEDer controller
- Meets current energy code requirements

**Warranty**

Five-year limited warranty

**Ordering**

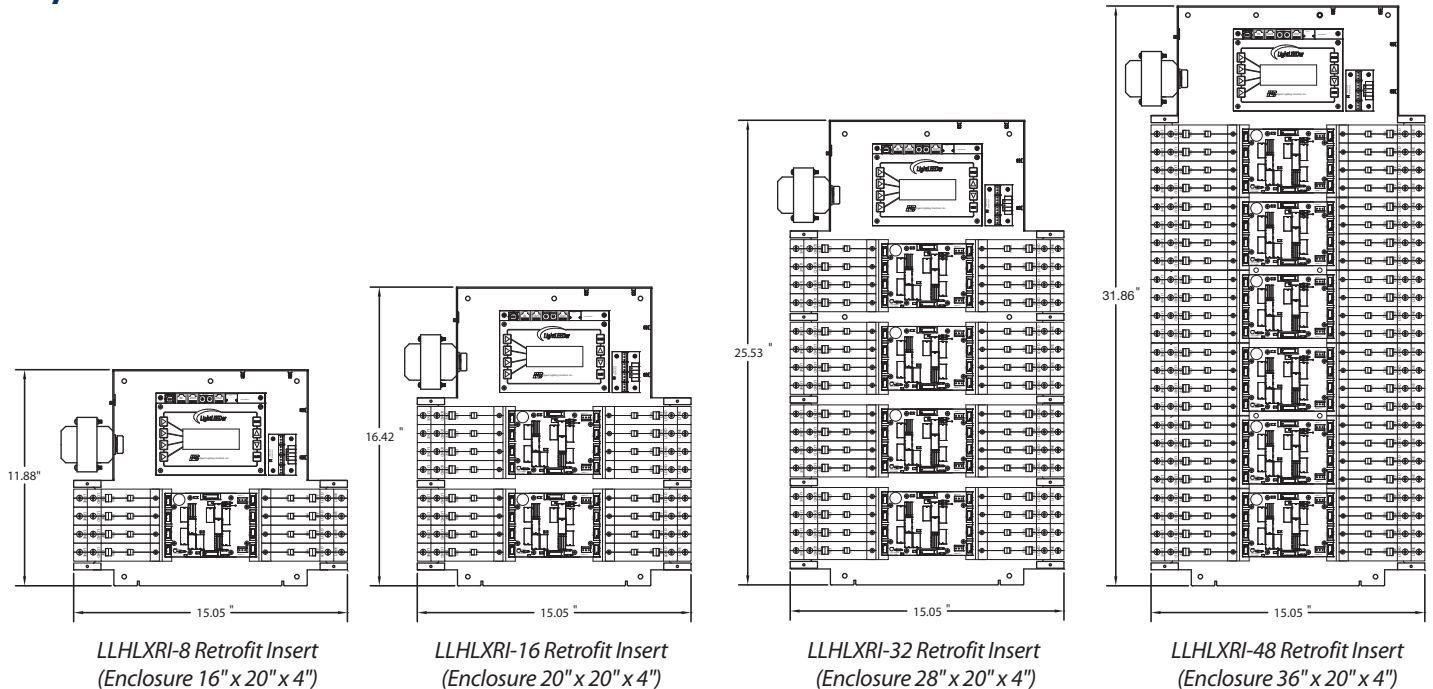


**Note:** R40 Relays purchased separately

## LightLEEDer

## Hubbell LX Retrofit Insert

## Physical



## Specifications

**Relays:**

- Superior latching relays
- Switch type override control
- 40 Amps @ 120, 277, 347 VAC
- SCCR to 18,000 symmetrical amps
- 1 pole configuration

**Safeguards:**

- Power surge and spike suppression up to 123 volts on the 24VAC power input
- Data line surge and spike suppression up to 8kv direct and 15kv thru air
- Memory retention for firmware and programming up to 200 years and electrostatic discharge to 4kv
- Real-Time-Clock time retention 45 days or greater without power
- Internal memory backup and restore

**Physical:**

- 8 Relay Insert: 11.88" H x 15.05" W x 3.75" D
- 16 Relay Insert: 16.42" H x 15.05" W x 3.75" D
- 32 Relay Insert: 25.53" H x 15.05" W x 3.75" D
- 48 Relay Insert: 31.86" H x 15.05" W x 3.75" D
- Provided with pre-drilled mounting holes
- High voltage barriers separate Normal/Emergency/Class2 wiring

**Electrical:**

- 120/277 VAC @ 1 amps or optional 347 VAC

**Capacities:**

- Up to 48 single pole relays
- 1 to 4 add-on modules

**Operating Environment:**

- Location: Interior space
- Operating Temperature: 0° to 50° C
- Humidity: 10% - 90% Non-condensing
- Atmosphere: Non-explosive/corrosive
- Vibration: Stationary

**Certifications and Approvals:**

- UL and CUL listed
- FCC Part 15
- Title 24
- ASHRAE compliant
- LEED compliant