


LightSync Digital

Input Module

Overview

The LightSync Digital Input Module is designed to accept up to 4 hardwired switch inputs. Each input accepts a 2 or 3 wire dry contact switch closure or an equivalent open collect signal from any source. Each input module can also be configured to accept a 12-24 VDC signal from security or BAS systems. Any input can be programmed to control any relay(s), group(s), or preset(s) in any or all panels. Each input has an associated pilot status LED output that indicates the true status of any relay, group, or preset. It may also be programmed to a reverse status (LED is ON if the relay is OFF) or ON always. Inputs have a time-of-day or open/close time of action function which could disable the input or change the input type.



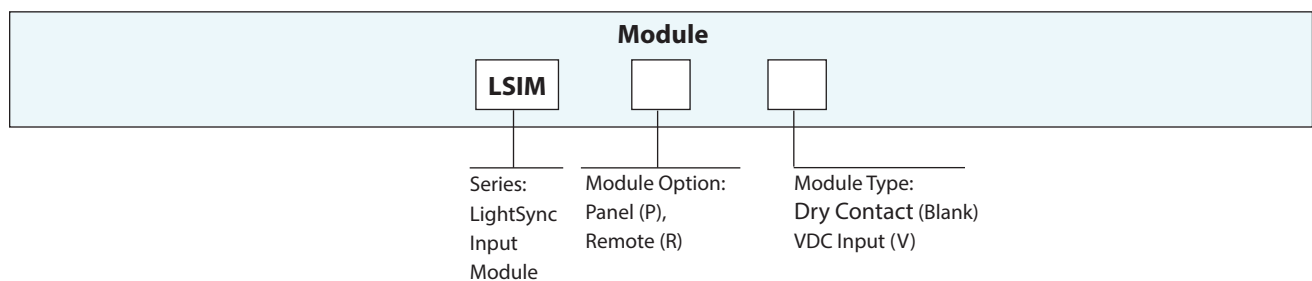
Features

- **Made in the USA**
- **Digital CAT-5 Ready**
- **4 hardwire** inputs and status outputs per module
- **Digitally addressable** device for a unique address
- **Terminals** are an easy non-screw push-to-connect type
- **Optically isolated** inputs that protect the electronics
- **Accepts** dry contact closures or open collector outputs
- **Configurable** to accept 12-24 VDC signals
- **Accepts** 2 or 3 wire momentary or maintained switches
- **Associated LED pilot output** is provided for each input
- **True status pilot** for relay, group, or presets
- **Panel mount (P)** installs directly in the panel
- **Remote mount (R)** provided with 4-11/16" J- box
- **Self powered** from the network
- **Remote mount** anywhere on the LightSync network
- **RJ45 connectors** provided for easy connection
- **Great choice** for a central switch control station. Eliminates wiring individual switches to panels - only a data line required

Warranty

Six-year limited warranty

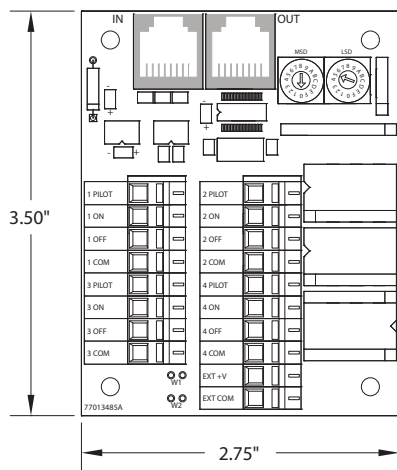
Ordering



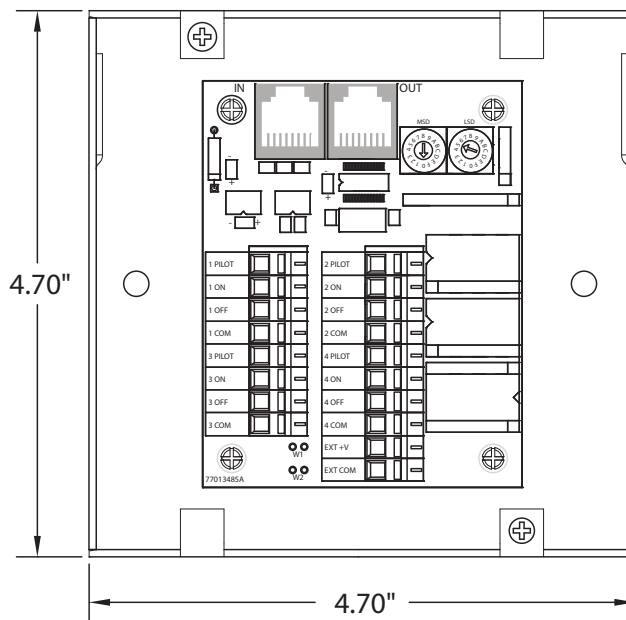
LightSync Digital

Input Module

Physical



Panel Mount



Remote Mount

Specifications

Safeguards:

- Optically isolated inputs eliminate connection issues

Physical:

- 2.75" Wide X 3.5" High
- Easy non-screw push-to-connect terminals
- Digital addressing switches
- RJ45 connectors for data line connection
- R option provided with 4-11/16" junction box

Electrical:

- Powered from the panel or from the LightSync network

Operating Environment:

- Location: Interior space
- Operating Temp.: 0° to 50° C
- Humidity: 10% - 90% Non-condensing
- Atmosphere: Non-explosive/corrosive
- Vibration: Stationary

Certifications and Approvals:

- FCC Part 15