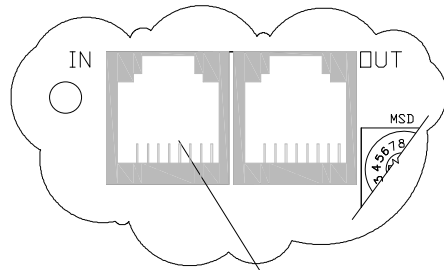


LightSync 0-10V Dimming Output Module Details



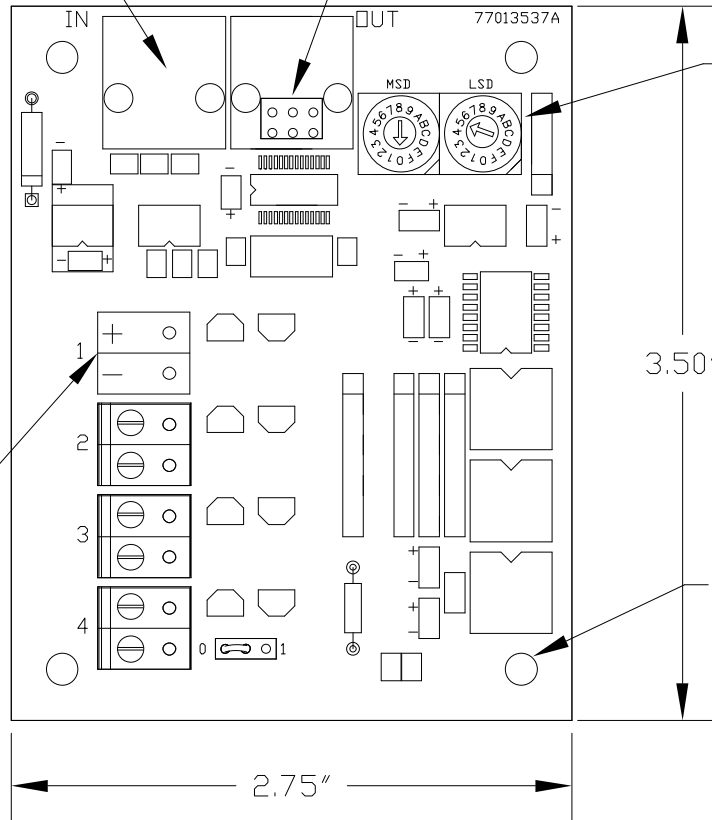
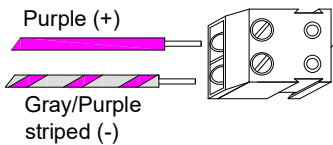
RJ-45 connectors for "R" remote mount option

Output module pin connector for "P" panel mount option

Caution: Always verify 10VDC on control wires before connecting to the terminal. Line voltage applied will cause damage to electronics and possible electrocution

0-10VDC dimming terminations

Removable screw type terminal blocks that accepts 16-12 AWG wire



Address switches for setting a unique dimmer device address from 01 to 10 hexadecimal (16 possible)

3.50"

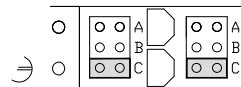
Mounting hole for 6-32 screw (4)

2.75"

Optional Sink/Source/Drive Module Settings (97013489)

Left & right jumper settings must match per output for proper operation.

- A: Direct drive
- B: Source voltage
- C: Sink voltage for 0-10V dimming ballast (default)



- 0-10VDC dimming output control device with 4 independent channels
- Sink up to 100mA per channel (200 ballasts at .5mA each)
- Optional Sink/Source/Drive module (see above); 100mA Sink/Source, 10mA Direct drive per channel
- Consult ballast manufacturer for maximum distance to ballast

16 AWG	800 feet
18 AWG	500 feet
20 AWG	320 feet
22 AWG	200 feet
24 AWG	120 feet