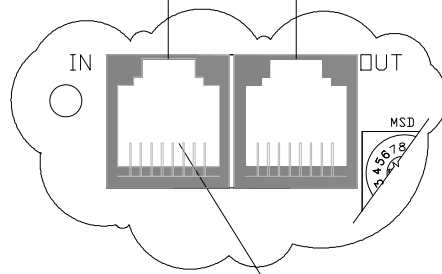
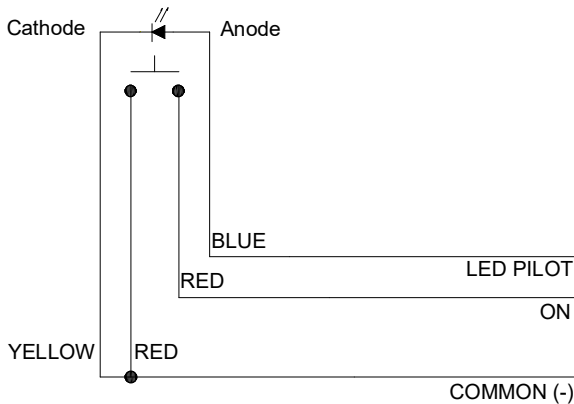


Durable Pushbutton Switch to LightSync Input Module Wiring Details

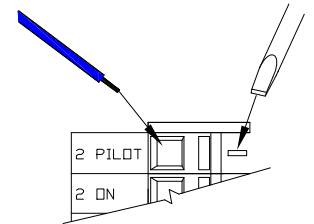
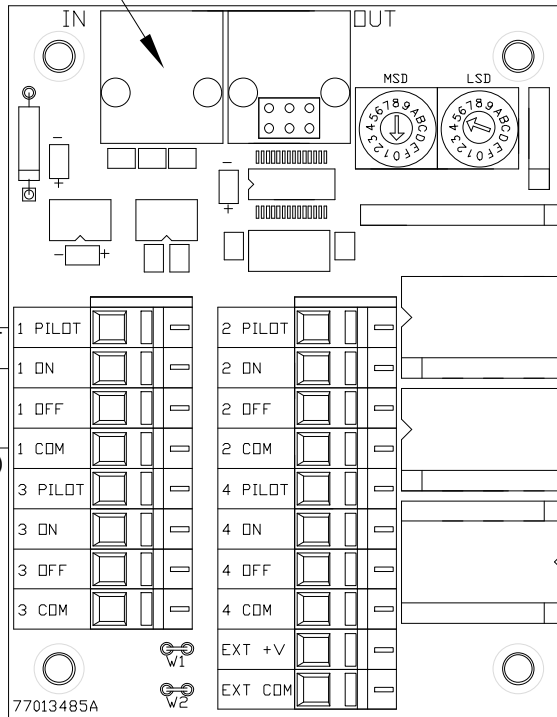
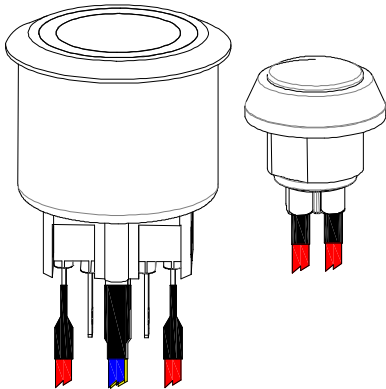
CAT5 Data IN CAT5 Data OUT



RJ-45 connectors for "R" remote mount option



DURABLE PUSHBUTTON SWITCHES WITH AND WITHOUT LED STATUS



To connect wire to the input, insert a small straight blade screwdriver in slot and apply pressure to open the spring clamp, insert wire then release.

Connector accepts 28 to 14 AWG wire.

Maximum wire length to switch:
 3000 ft. using 16 AWG wire
 2000 ft. using 20 AWG wire
 300 ft. using 28 AWG wire

LightSync Input Modules are designed for interfacing remote hardwired switches and LED pilot status indicators. ILC offers a few different styles of durable pushbutton switches with or without the LED status. Note: Switches without status only have red wires and are terminated as specified below.

Input Connections:

- Yellow (LED common) and 1 Red wire to COM terminal
- Red wire to ON terminal
- Blue wire to PILOT terminal

Data Connections: For the remote module option, connect the LightSync Cat5 data line to the IN port, then connect the OUT port to the next device.